



PT SELAMAT SEMPURNA Tbk

MANUFACTURER OF AUTOMOTIVE PARTS
MEMBER OF ADR GROUP - AUTOMOTIVE DIVISION

Investor Relations

9M 2024 Performance

Last Update : 30 October 2024

FACT SHEET ABOUT PT SELAMAT SEMPURNA Tbk

- ❑ PT Selamat Sempurna Tbk is the flagship company of ADR Group (Automotive Division)
- ❑ The Largest Filter Manufacturer in the region
- ❑ The Most Comprehensive range of products
- ❑ Serve more filtration and radiator products than any other auto component company
- ❑ Exported to more than **125** countries worldwide
- ❑ Trademark Registration in more than **130** countries worldwide
- ❑ Approximately 90% of our revenue is recurring aftermarket revenue
- ❑ Strong Balance Sheet and Cash Flow

COMPOSITION OF SHAREHOLDERS

Shareholders	Number of Shares Issued and Fully Paid	%	Amount (IDR)
PT Adrindo Intiperkasa	2,910,392,136	50.54%	72,759,803,400
Others (each with ownership interest below 5%)	2,848,283,304	49.46%	71,207,082,600
Total	5,758,675,440	100.00%	143,966,886,000

Share Ownership September 30, 2024	Number of Investors	%	Number of Shares	%
Foreign Institutions	172	2.50%	1,657,760,957	28.79%
Local Institutions	73	1.06%	3,123,136,671	54.23%
Foreign Individuals	16	0.23%	4,827,660	0.08%
Local Individuals	6,614	96.20%	972,950,152	16.90%
Total	6,875	100%	5,758,675,440	100%

THE PRODUCTION PLANTS



2 production sites in Indonesia
Kapuk, Jakarta Province and
Tangerang, Banten Province



Kapuk Plant (Heat Exchange)




Tangerang Plant (Filtration & Other Products)



■ Radiators : 1.95 millions pieces per year

■ Filters : 96 millions pieces per year

MAIN PRODUCTS



OTHERS PRODUCTS



DUMP HOIST



COOLANT



BRAKE PARTS

ONE STOP SHOP FOR THERMAL SYSTEM & FILTRATION


- Approx. 10,000 part numbers available, filters and radiator.
- Automotive, Commercials, Heavy Equipments, Marines and Industrial sectors for American, European and Asian applications.
- Approx. 300 Filters & Radiators new part numbers every year.




THERMAL SYSTEM PRODUCT RANGE



- Automotive Radiators
(Copper Brass, Aluminum Plastic, All Aluminum)



- Heavy Equipment & Industrial Radiators



- Condenser
- Intercooler
- Evaporator



FILTRATION PRODUCT RANGE

Heavy Equipment & Industrial Filter

(Air, Oil, Fuel, Cabin, Hydraulic, Transmission, Coolant, Separator, HEPA, EDM, Dust Collector)



Automotive Filter

(Air, Oil, Fuel, Cabin, Transmission)



Non-Engine Filter

HVAC Filter, Air Purifier Filter, Gas Turbine Filter



FILTRATION PRODUCT TYPES



AIR FILTERS



OIL FILTERS



FUEL FILTERS



CABIN AIR FILTERS



TRANSMISSION FILTERS



COOLANT FILTERS



HYDRAULIC FILTERS



AIR/OIL SEPARATOR




**FUEL FILTER/
WATER SEPARATOR**



EDM FILTER



AIR PURIFIER FILTER




HVAC FILTER

AIR PURIFIER FILTER & HVAC FILTER




Nowadays, the air pollution around the world harms our health. Breathing quality air is critical for good health, especially indoors. Sakura HVAC Filters & Air Purifier Filters will ensure your indoor environment is clean and provide ultimate protection to your health.

Air Purifier Filters



HVAC Filters



HVAC / HEPA FILTRATIONS



Automotive

- Cabin Air Filters
- Selling to store and online




Building Air Ventilation Installation

- Supply HVAC Filters in Building, Factory and Airports



Air Cleaner System Manufacturer & Home Appliances

- Supply OE Air Filter in AHU
- Supply OE Air Filter in Air Purifier Unit
- Air Purifier Filters



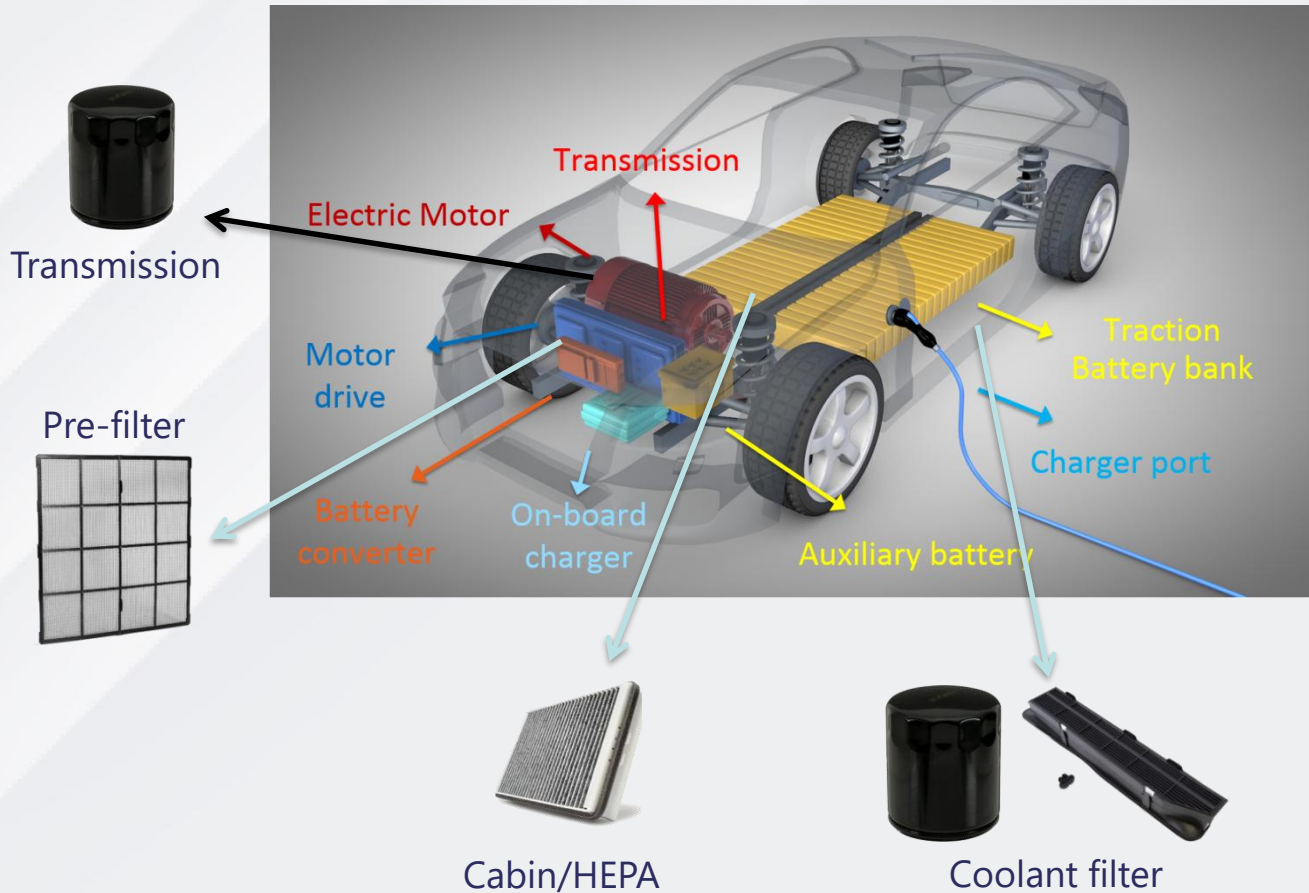
Filters Industrial

- EDM Filters
- Air/Oil Separators
- Gas Turbine Filters




FILTERS FOR ELECTRIC VEHICLE (EV)

Battery Electric Vehicle (BEV)

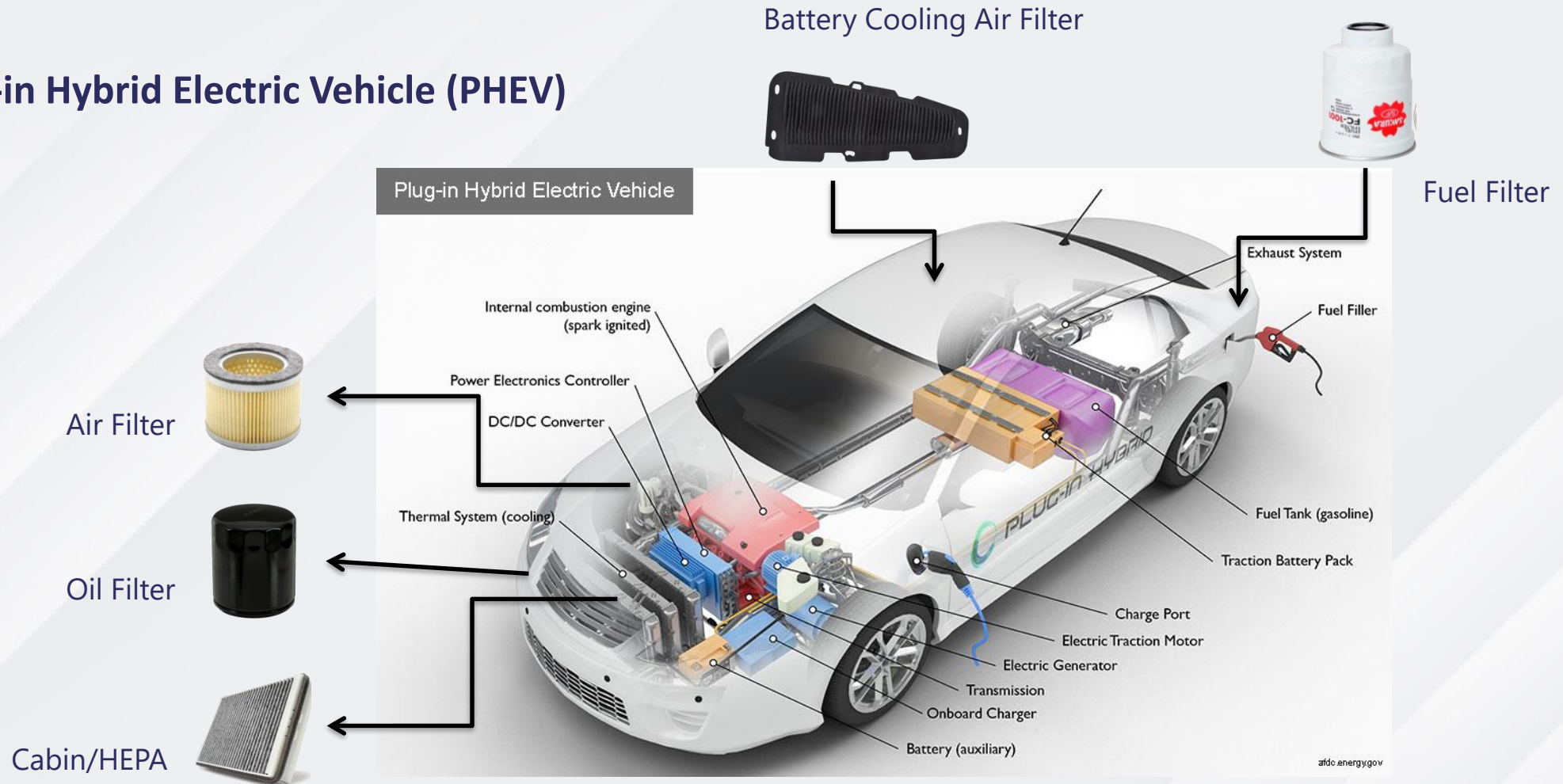


Electric buses



FILTERS FOR ELECTRIC VEHICLE (EV)

Plug-in Hybrid Electric Vehicle (PHEV)



SOME MODELS OF ELECTRIC VEHICLES (EV) AND ITS FILTERS

 **BEV** **BATTERY ELECTRIC VEHICLE**
FILTER REPLACEMENT 

**AUDI
e-tron**
09/'19 -

Cabin **CA-31120**



**BAOJUN
E-SERIES**

Cabin **CA-65390EV**



**BMW
i3s (101) IB1P25B, W20K06A**
11/'17 -

Cabin **CA-30890-S**
Transmission **C-30050**



**BYD
K9 (BUS)**

Cabin **CAP-40020EV-S**
Air Filter for Compressor **A-40020 (Primary)**
A-40030 (Secondary)
Air Filter for Compressor **A-40010 (Indonesian Market)**
Oil Filter for Compressor **C-40010**



**HYUNDAI
Kona**
04/'18 -

Cabin **CA-28380 (LHD)**
Cabin **CAC-39020 (RHD)**



**CHEVROLET
Volt**
1.4L A14XFL 10/'11 -

Cabin **CA-65210**
Oil **C-1552**



**CITROEN
C-Zero**
12/'10 -

Cabin **CAC-10130**



 **BEV** **BATTERY ELECTRIC VEHICLE**
FILTER REPLACEMENT 

**FORD
Focus**
2018

Cabin **CA-19960**



**HONDA
FIT-E**
2015

Cabin **CA-16130**



**HYUNDAI
Ioniq**
09/'19 -

Cabin **CA-28151**



**JAGUAR
I-Pace**
'19

Cabin **CAC-1114**



**KIA
e-Niro**
08/'18 -

Cabin **CA-28150**



**KIA
Soul**
08/'18 -

Cabin **CA-28380**



**MAZDA
MX-30**

Cabin **CAC-17230EV**



 **BEV** **BATTERY ELECTRIC VEHICLE**
FILTER REPLACEMENT 

**MERCEDES-BENZ
EQC (N293)**
EQC 400 4-matic (293.890)

Cabin **CAC-53870**



**MERCEDES-BENZ
B-Class B 250 e W246,
W242 (242.890) '15**

Cabin **CAC-53830**



**NISSAN
Leaf**
(ZE1/ZE1E) EM57 11/'17 -

Cabin **CA-18270**



**PEUGEOT
e2008 ZKX**
09/'19 -

Cabin **CA-21080-S**



**RENAULT
Zoe 5Aq**
'12 -

Cabin **CA-18361**



**SAIC
Roewe iMAX8 EV**
'22 -

Cabin **CA-89270**



**TESLA
Model 3**
'15 -

Cabin **CAPV-34020EV-S**



 **BEV** **BATTERY ELECTRIC VEHICLE**
FILTER REPLACEMENT 

**TESLA
Model 3**
'21 -

Cabin **CA-34110EV**



**TESLA
Model S**
'15 -

Cabin **CAPC-34030EV /
CAPV-34030EV**



**TESLA
Model S**
'17 - 23

Cabin **CAC-34080EV**



**TESLA
Model X**
'15 -

Cabin **CAC-34010EV /
CAP-34010EV**



**TESLA
Model Y**
'15 -

Cabin **CAPV-34020EV-S**



**TESLA
Model Y**
3D1, 3D3, 3D5, 3D6, 3D7
'21 -

Cabin **CAC-34060EV-S**



**SEAT
Mii 3EBMA**
06/'19 -

Cabin **CA-31100**



SOME MODELS OF ELECTRIC VEHICLES (EV) AND ITS FILTERS

BEV BATTERY ELECTRIC VEHICLE FILTER REPLACEMENT

SKODA
Citigo e iV EBMA
10/'19 -

Cabin **CA-31100**



VOLKSWAGEN
e-up (BL14E1) EABA
07/'13 -

Cabin **CA-31100**



WULING
Hongguang Mini EV
2020

Cabin **CA-65380EV**



HEV HYBRID ELECTRIC VEHICLE FILTER REPLACEMENT

BMW
X6 30d X Mild-Hybrid
(G06, F96) B57D30B, JA1
08/'20 -

Air **A-30310**
Cabin **CAC-30120-S**
Oil **EO-30300**



HONDA
Insight 1.3 Hybrid KA CVT, KL CVT
04/'09 -

Air **A-16930**
Oil **C-1002**



NISSAN
e-Power
1.2 Hybrid HR12 '20

Air **A-61670**
Cabin **CA-18490**
Oil **C-1823**



HEV HYBRID ELECTRIC VEHICLE FILTER REPLACEMENT

TOYOTA
Camry
2.5L A25A-FXS '17 -

Air **A-33430**
Battery **BHF-11010**
Cabin **CA-11380**
Oil **C-47030**



TOYOTA
C-HR
'16 -

Air **A-33750**
Cabin **BHF-11020**
Oil **C-1109**



TOYOTA
Comfort
NTP10R-AHXDN '17-

Air **A-33430**
Battery **BHF-11040**
Cabin **CA-11380**
Oil **C-1109**



TOYOTA
Corolla Cross
1.8L 4cyl 16V DOHC VVT-i '20

Air **A-3370**
Battery **BHF-11030**
Cabin **CA-11380**
Oil **C-1109**



TOYOTA
Innova Zenix

Air **A-33430**
Cabin **CA-11380**
Oil **C-47030**



TOYOTA
RAV 4
2.5L L4

Battery **BHF-11060**



PHEV PLUG-IN HYBRID ELECTRIC VEHICLE FILTER REPLACEMENT

BMW
i8 (i112, i115) B38K15 (170 kW)
03/'18 -

Oil **EO-30270**



PHEV PLUG-IN HYBRID ELECTRIC VEHICLE FILTER REPLACEMENT

BMW
X5 30d X Mild-Hybrid
(G06, F96) B57D30B, JA1
08/'20 -

Cabin **CAC-30120**
Cabin **CAC-30120-S**
Oil **EO-30300**



BMW
320e xDrive
20/'21 -

Air **A-30340**



BMW
330e, **530e** xDrive

Air **A-30340**



BYD
D9

Cabin **CA-40030EV-S**



CHEVROLET
Volt
1.4L A14-XFL 10/'11 -

Cabin **CA-65210**
Oil **C-1552**



MAZDA
MX-30

Cabin **CAC-1730EV**



MITSUBISHI
Outlander
2.4L 4B12 '18

Air **A-58380**
Cabin **CA-18210**
Oil **C-1011**



PHEV PLUG-IN HYBRID ELECTRIC VEHICLE FILTER REPLACEMENT

SAIC
PILOT 500 PHEV
'21 -

Cabin **CA-89290**



SAIC
MG6
'19 -

Cabin **CA-89270**



SAIC
Roewe ei6
'17 -

Cabin **CA-89270**



TOYOTA
Prius
1.8L 2ZR-FXE '12 - '16

Air **A-33880**
Cabin **CA-1114**
Oil **EO-11050**



TOYOTA
Prius
1.8L 2ZR-FXE '17-

Air **A-33750**
Battery **BHF-11020**
Cabin **CA-11380**
Oil **C-1109**



TOYOTA
RALINK
1.8L

Battery **BHF-11050**



VOLVO
XC90 2.0 T8 Hybrid
B4204 T34 04/'18 -

Air **A-24260**
Cabin **CA-24110**



May not be a direct cross. Please refer to your engine manual book.
All images are for illustrative purpose only and may differ from the actual.



KNOW OUR MARKET – MAIN HEAVY EQUIP. RANGE & SUB-RANGE

Range:

Construction



Mining



Agriculture



Forestry



Other Industry



Sub-Range (Equipment Type):

Construction



Excavator/
Shovel



Wheel
Loader



Crane



Asphalt
Finisher



Dozer



Compaction



Mini
Excavator



Skid Steer



Grader



Backhoe Loader



Scraper



Telescopic

Mining



Excavator/
Shovel



Dump Truck



Articulated
Dump Truck



Wheel Loader



Dozer



Dragline



Grader



Backhoe Loader



Drill

Agriculture



Tractor



Combine
Harvester



Skidder



Harvester



Buncher



Forklift



Telescopic

OTHER PRODUCTS



DUMP HOIST

Dump Trucks, Hoists and Special Purpose Vehicles



OTHER PRODUCTS

Fuel Tank



Exhaust System & Muffler



Brake & Fuel Pipe





SAKURA AIR PURIFIER

We spend most of our time indoors, where the air we breathe can be up to 5 times more polluted than outdoors.

Sakura Air Purifier reduces the transmission of airborne viruses and eliminate air pollutants at home, office and other indoor environments.



SAP-415

(Room size 7 - 15 m²)



SAP-524

(Room size 8 - 24 m²)



SAP-743

(Room size 28 - 43 m²)



SAP-796

(Room size 59 - 96 m²)

LIST OF OEM/OES

- ANTONIO CARRARO
- ATLAS COPCO
- BELL
- BOMAG
- CARRIER
- CLARK
- CNHI
- DAIHATSU
- DFSK
- Doosan
- GEHL
- GENERAL MOTORS
- HINO
- HITACHI
- HYSTER
- HYUNDAI
- ISEKI
- ISUZU
- KATO
- KOHLER
- KUBOTA
- LIEBHERR
- LIUGONG
- MANITOU
- MATHIEU
- MAZDA
- MITSUBISHI
- NANNI DIESEL
- NISSAN
- SUBARU
- SUMITOMO
- SUNWARD
- SUZUKI
- TAKEUCHI
- TOYOTA
- UD TRUCKS
- VESTAS
- VOLVO
- YALE
- YANMAR

Filters

- **1984:** Donaldson Company Inc., USA (PT Panata Jaya Mandiri)
- **1985:** Mahle Japan Limited, Japan
(formerly Tsuchiya Manufacturing Co. Ltd., Japan)
- **1988:** Tokyo Roki Co., Ltd., Japan (PT Selamat Sempurna Tbk)

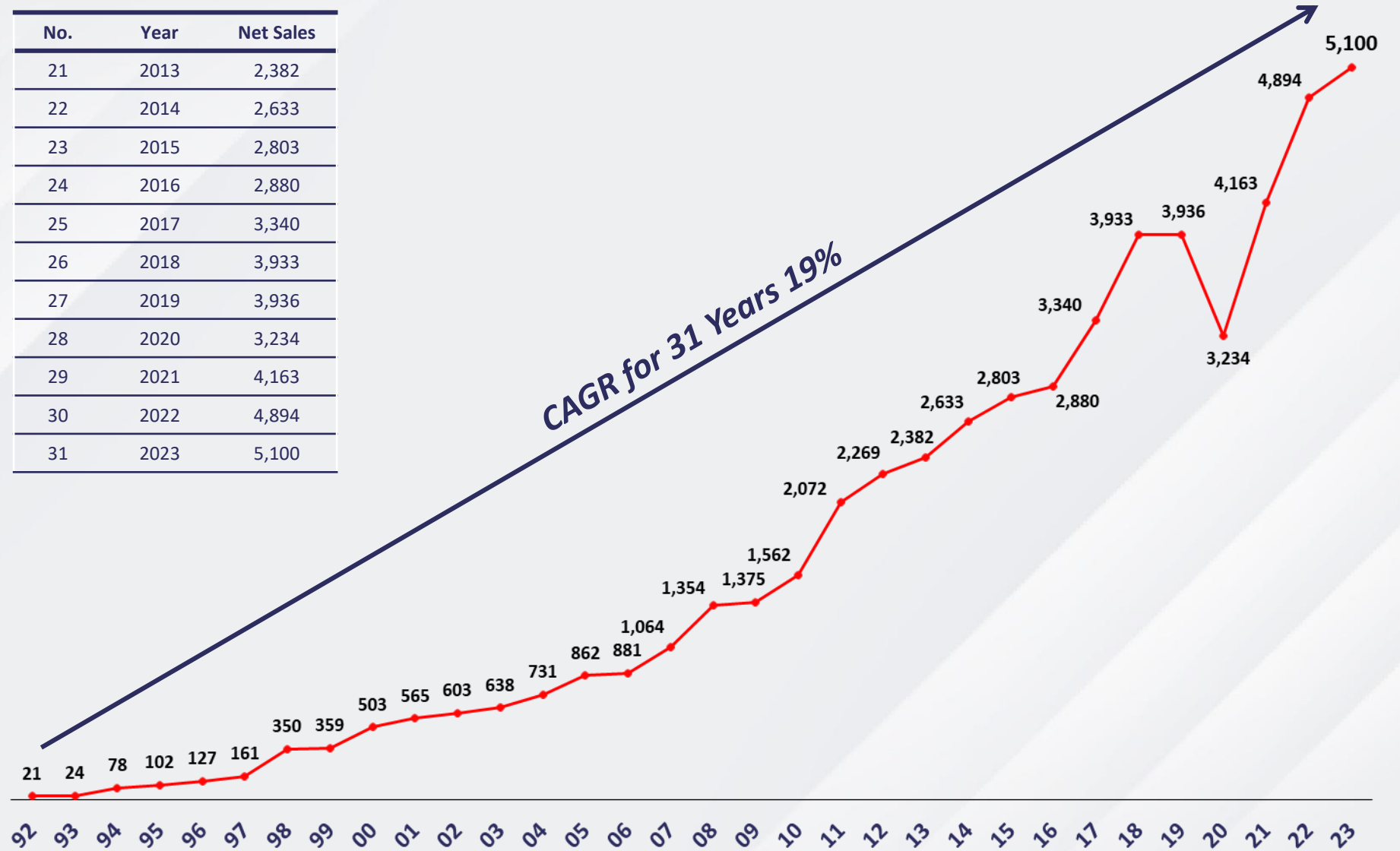
Radiators & Others

- **1979:** Tokyo Radiators Mfg. Co. Ltd., Japan
(Radiator - PT Selamat Sempurna Tbk)
- **1982:** Usui Kokusai Sangyo Kaisha Ltd., Japan
(Brake Pipes - PT Selamat Sempurna Tbk)
- **1989:** ShinMaywa Industrial Co. Ltd., Japan
(PT Hydraxle Perkasa)
- **2013:** Sueyoshi Kogyo Co. Ltd., Japan
(Fuel Tank and Hydraulic Tank for Construction Machinery - PT Selamat Sempurna Tbk)

31 YEARS OF CAGR SALES

No.	Year	Net Sales
	1992	21
1	1993	24
2	1994	78
3	1995	102
4	1996	127
5	1997	161
6	1998	350
7	1999	359
8	2000	503
9	2001	565
10	2002	603
11	2003	638
12	2004	731
13	2005	862
14	2006	881
15	2007	1,064
16	2008	1,354
17	2009	1,375
18	2010	1,562
19	2011	2,072
20	2012	2,269

No.	Year	Net Sales
21	2013	2,382
22	2014	2,633
23	2015	2,803
24	2016	2,880
25	2017	3,340
26	2018	3,933
27	2019	3,936
28	2020	3,234
29	2021	4,163
30	2022	4,894
31	2023	5,100

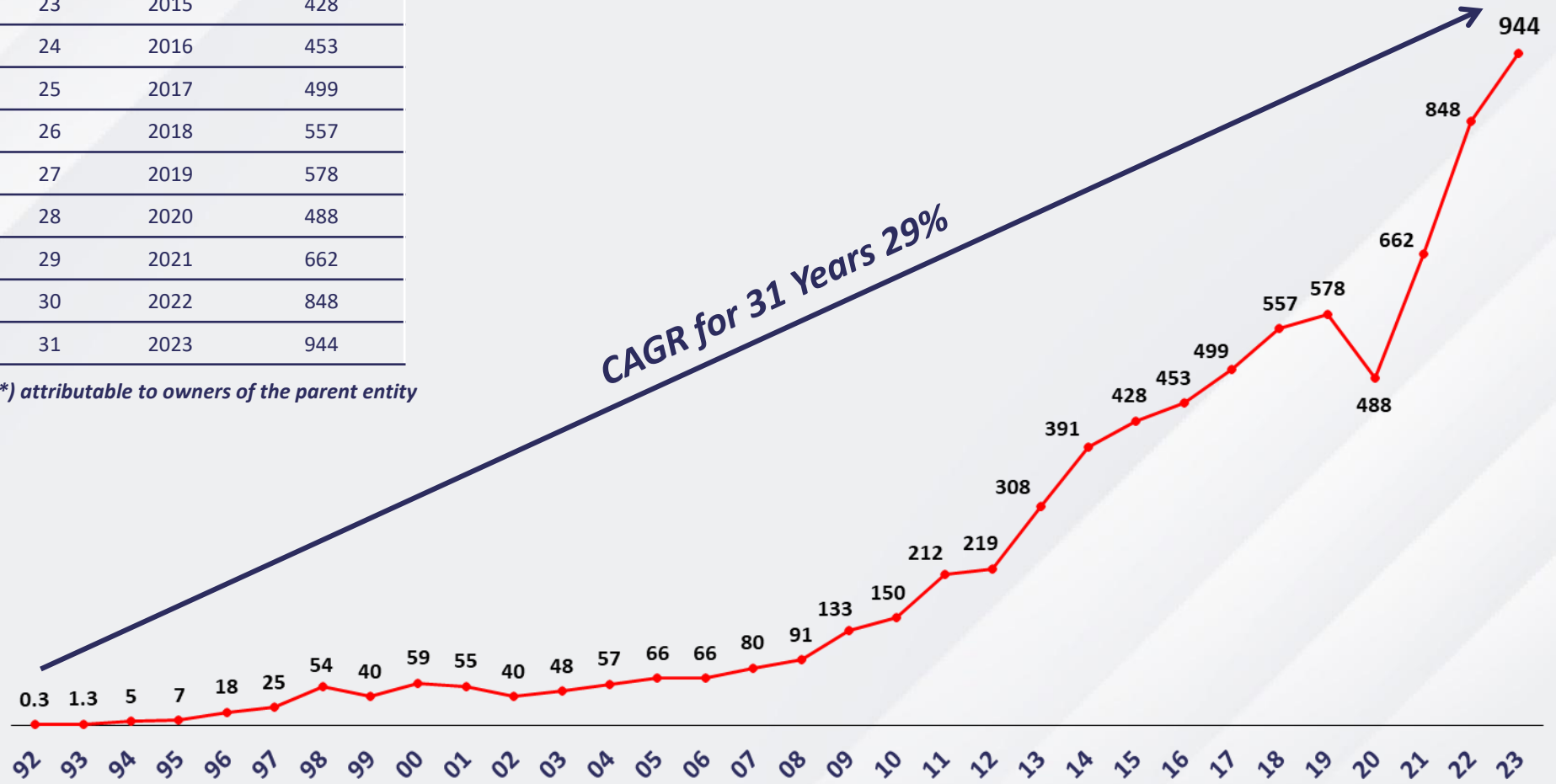


31 YEARS OF CAGR NET INCOME

No.	Year	Net Income*
	1992	0.3
1	1993	1.3
2	1994	5
3	1995	7
4	1996	18
5	1997	25
6	1998	54
7	1999	40
8	2000	59
9	2001	55
10	2002	40
11	2003	48
12	2004	57
13	2005	66
14	2006	66
15	2007	80
16	2008	91
17	2009	133
18	2010	150
19	2011	212
20	2012	219

No.	Year	Net Income*
21	2013	308
22	2014	391
23	2015	428
24	2016	453
25	2017	499
26	2018	557
27	2019	578
28	2020	488
29	2021	662
30	2022	848
31	2023	944

*) attributable to owners of the parent entity

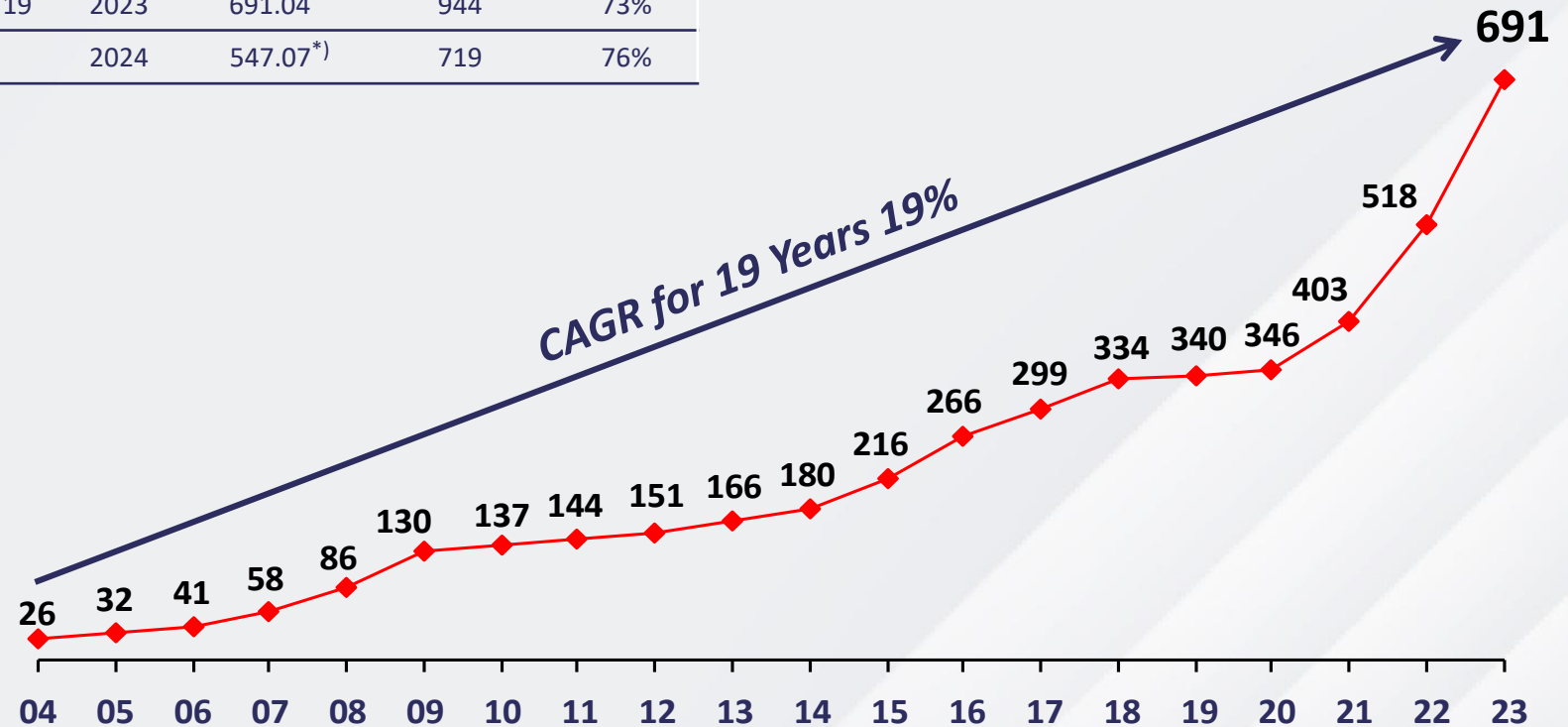


19 YEARS CONSECUTIVE DIVIDEND PAYMENT GROWTH

No.	Book Year	Total Dividend (In Bio IDR)	Net Income (In Bio IDR)	Payout Ratio
	2004	25.97	57	45%
1	2005	32.47	66	49%
2	2006	41.08	66	62%
3	2007	57.59	80	72%
4	2008	86.38	91	94%
5	2009	129.57	133	98%
6	2010	136.77	150	91%
7	2011	143.97	212	68%
8	2012	151.17	219	69%
9	2013	165.56	308	54%
10	2014	179.96	391	46%
11	2015	215.95	428	50%
12	2016	266.34	453	59%
13	2017	299.45	499	60%
14	2018	334.00	557	60%
15	2019	339.76	578	59%
16	2020	345.52	488	71%
17	2021	403.11	662	61%

No.	Book Year	Total Dividend (In Bio IDR)	Net Income (In Bio IDR)	Payout Ratio
18	2022	518.04	848	61%
19	2023	691.04	944	73%
	2024	547.07 ^{*)}	719	76%

- Paid quarterly dividend since 2015 = 39 times
- Increased annually for 19 years
- Total Dividend paid since 1996 Rp5.28 Trillion



Dividend Distribution within year 2024:

Final Dividend For 2023 Financial Year : IDR 230 Bio on July 16, 2024

^{*)} 1st Interim Dividend For 2024 Financial Year : IDR 144 Bio on May 28, 2024

^{*)} 2nd Interim Dividend For 2024 Financial Year : IDR 202 Bio on August 21, 2024

^{*)} 3rd Interim Dividend For 2024 Financial Year : IDR 202 Bio on November 21, 2024

DIVIDEND POLICY, Dividend percentage of net income are:

- Net income up to Rp 10 billion : 35% ;
- Net income above Rp 10 billion - Rp 30 billion : 40% ;
- Net income above Rp 30 billion : 45%.

“The Company is always seeking to find ways to enhance its shareholder value. International research suggests that investors will be willing to pay a 25% to 30% premium for a company which is perceived to have good governance practices over one which is perceived not to have them”.

CONTINUOUS IMPROVEMENT OF CORPORATE GOVERNANCE SCORE

[Assessment by IICD]



SCORE (POINTS)

MIN. REQUIREMENT	FAIR	GOOD	VERY GOOD	LEADERSHIP IN CG
Comply the minimum standards according to laws and regulations	There is a strong awareness and efforts to adopt international standards	Has adopted some of the international standards	Has fully adopted the international standards	Exceeding level 1 (Structure of ACGS)
(Level 1) 60.00 - 69.99	(Level 2) 70.00 - 79.99	(Level 3) 80.00 - 89.99	(Level 4) 90.00 - 100.00	(Level 5) > 100

ESG RATING - IMPROVE

[Sustainalytics ESG Risk Rating Report]



PARAMETER

NEGL	LOW	MED	HIGH	SEVERE
0 – 10	10 – 20	20 – 30	30 – 40	40+
enterprise value is considered to have a negligible risk of material financial impacts driven by ESG factors	enterprise value is considered to have a low risk of material financial impacts driven by ESG factors	enterprise value is considered to have a medium risk of material financial impacts driven by ESG factors	enterprise value is considered to have a high risk of material financial impacts driven by ESG factors	enterprise value is considered to have a severe risk of material financial impacts driven by ESG factors

SUMMARY PERFORMANCE 9M 2024

	9 Months Ended 30 September 2024		Changes
Net Sales	IDR 3.818 T	↑	1.28%
Profit for the Period*	IDR 719 B	↑	3.53%
EPS	IDR 125	↑	3.53%

** attributable to owners of the parent entity*

COMPARATIVE FINANCIAL HIGHLIGHTS

Financial Highlights	9 Months Ended		Increase/ (Decrease)	%	Compare Q to Y	
	9M 2024	9M 2023			9M 2024	2023
Net Sales	3,818	3,770	48	1%	3,818	5,100
Gross Profit	1,360	1,292	68	5%	1,360	1,830
Operating Profit	965	946	19	2%	965	1,280
Profit for the period attributable to:						
Owners of the parent entity	719	695	25	4%	719	944
Non-controlling Interests	67	71	(4)	(6%)	67	92
Current Assets	3,385	3,281	105	3%	3,385	3,321
Total Assets	4,728	4,540	188	4%	4,728	4,589
Current Liabilities	604	643	(39)	(6%)	604	640
Total Liabilities	897	975	(78)	(8%)	897	947
Equity attributable to						
Owners of the parent company	3,386	3,141	245	8%	3,386	3,216
Equity of Subsidiary arising from						
Restatement of Financial Statements	-	12	(12)	(100%)	-	12
Non-controlling Interests	445	412	33	8%	445	414
EPS	125	121	4	3%	125	164

FINANCIAL RATIO

Financial Ratio	Compare Q to Q		Compare Q to Y	
	9M 2024	9M 2023	9M 2024	2023
Net Sales Growth	1%			
Total Asset Growth	4%		3%	
Total Equity Growth	7%		5%	
Gross Profit Margin	36%	34%	36%	36%
Operating Margin	25%	25%	25%	25%
Profit Margin*	19%	18%	19%	19%
Return on Assets	17%	17%	17%	23%
Return on Equity*	19%	19%	19%	26%
Total Debt/Total Assets	19%	21%	19%	21%
Total Debt/Total Equity	23%	27%	23%	26%
Current Ratio	560%	510%	560%	519%

SALES PERFORMANCE 9M 2024 [9 MONTHS ENDED]

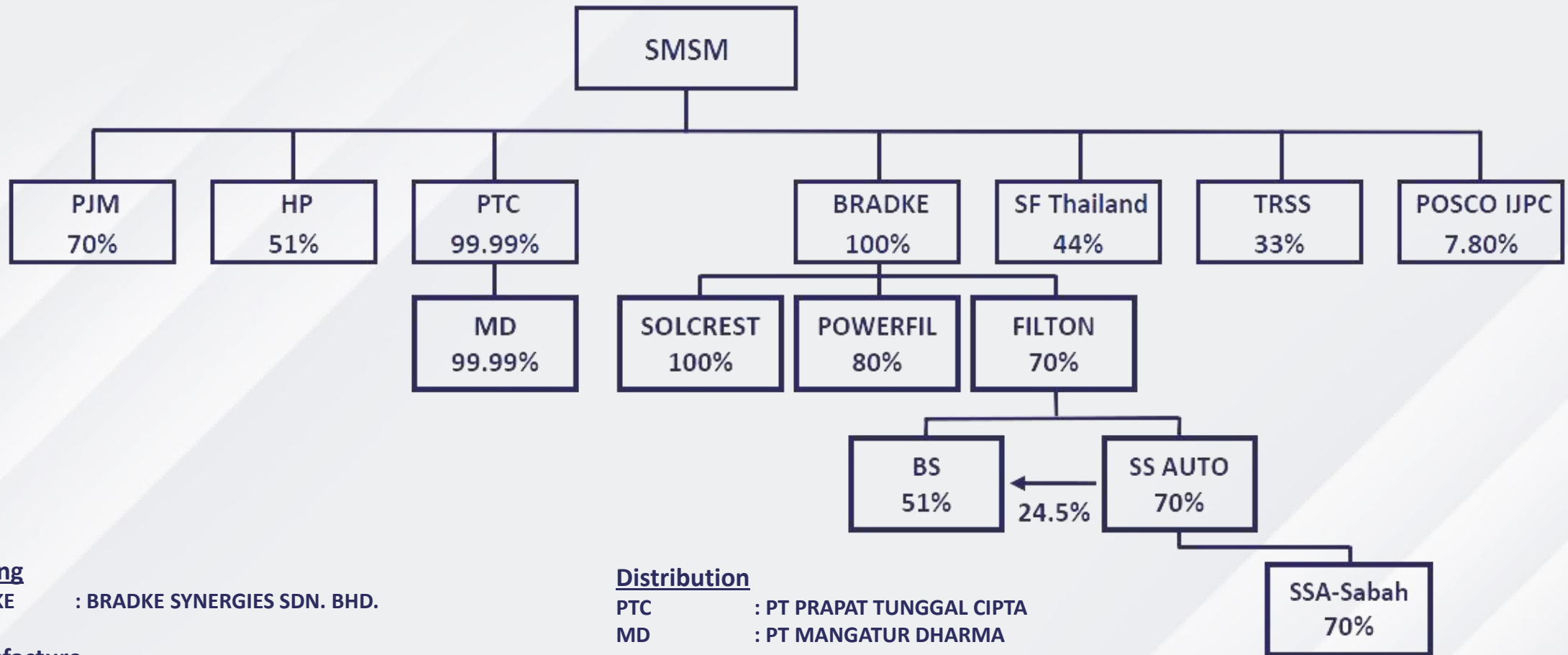
Market	Sales (IDR)				Increase / (Decrease)	
	9M 2024	%	9M 2023	%	IDR	%
Domestic	1,515	40%	1,525	40%	(10)	(1%)
Overseas	2,303	60%	2,245	60%	58	3%
Total	3,818	100%	3,770	100%	48	1%

Product	Sales (IDR)				Increase / (Decrease)	
	9M 2024	%	9M 2023	%	IDR	%
Filter	2,835	74%	2,723	72%	112	4%
Radiator	410	11%	331	9%	80	24%
Body Maker	198	5%	271	7%	(73)	(27%)
Trading	1,187	31%	1,090	29%	97	9%
Others	161	4%	180	5%	(19)	(11%)
(Elimination)	(973)	(25%)	(825)	(22%)	148	18%
Total	3,818	100%	3,770	100%	48	1%

SALES BY GEOGRAPHICAL

Geographical	9M 2024		9M 2023		Increase/ (Decrease)
	IDR	%	IDR	%	
Domestic	1,515	40%	1,525	40%	(1%)
Overseas					
Asia	843	22%	950	25%	(11%)
America	639	17%	531	14%	20%
Europe	442	12%	420	11%	5%
Australia	317	8%	275	7%	15%
Africa	62	2%	69	2%	(11%)
Total	3,818	100%	3,770	100%	1%

STRUCTURE OF SMSM WITH THE SUBSIDIARIES & ASSOCIATES [30 JUNE 2024]



Holding

BRADKE : BRADKE SYNERGIES SDN. BHD.

Manufacture

PJM : PT PANATA JAYA MANDIRI

HP : PT HYDRAXLE PERKASA

TRSS : PT TOKYO RADIATOR SELAMAT SEMPURNA

POSCO IJPC : PT POSCO INDONESIA JAKARTA PROCESSING CENTER

FILTON : FILTON INDUSTRIES SDN. BHD.

Distribution

PTC : PT PRAPAT TUNGGAL CIPTA

MD : PT MANGATUR DHARMA

SOLCREST : SOLCREST PTY LTD.

POWERFIL : POWERFIL AUTOPARTS SDN. BHD.

BS : BS ENTERPRISE SDN. BHD.

SS AUTO : S.S AUTO SDN. BHD.

SS A-Sabah : S.S AUTO (Sabah) SDN. BHD.

SF THAILAND : SURE FILTER THAILAND CO., LTD.

Branches of PTC :

JABODETABEK, The Greater Jakarta

MAKASSAR, South Sulawesi

MEDAN, North Sumatra

PEKANBARU, Riau

SURABAYA, East Java

- ❑ SMSM owns a 70% stake in PJM
- ❑ *Joint venture* with Donaldson Company Inc., USA

Financial Highlights	9 Months Ended		Inc/(Decr) %	Compare Q to Y	
	9M 2024 (U)	9M 2023 (U)		9M 2024 (U)	2023 (A)
Net Sales	984	881	12%	984	1,201
Gross Profit	251	214	17%	251	312
Operating Profit	201	166	21%	201	228
Profit for The Period	160	132	21%	160	181
Current Assets	642	617	4%	642	618
Total Assets	787	748	5%	787	751
Current Liabilities	133	141	(5%)	133	146
Total Liabilities	172	179	(4%)	172	182
Total Equity	615	570	8%	615	568

U= Unaudited

Amount in Billion Rupiah

A= Audited



PT HYDRAXLE PERKASA – HP (Subsidiary Company)

- ❑ SMSM owns a 51% stake in HP
- ❑ Manufacture dump hoist and body maker of dump truck, trailer, mixer, and tank

Financial Highlights	9 Months Ended		Inc/(Decr) %	Compare Q to Y	
	9M 2024 (U)	9M 2023 (U)		9M 2024 (U)	2023 (A)
Net Sales	242	304	(20%)	242	405
Gross Profit	29	54	(47%)	29	71
Operating Profit	16	41	(62%)	16	56
Profit for The Period	11	38	(70%)	11	46
Current Assets	149	161	(8%)	149	156
Total Assets	275	252	9%	275	255
Current Liabilities	51	38	33%	51	41
Total Liabilities	66	54	23%	66	58
Total Equity	209	198	5%	209	197

U= Unaudited

Amount in Billion Rupiah

A= Audited



PT PRAPAT TUNGGAL CIPTA – PTC (Subsidiary Company)

- ❑ SMSM owns a 99.99% stake in PTC
- ❑ Sole distributor that specializes on the trading of the Company products in Indonesia aftermarket sectors

Financial Highlights	9 Months Ended		Inc/(Decr) %	Compare Q to Y	
	9M 2024 (U)	9M 2023 (U)		9M 2024 (U)	2023 (A)
Net Sales	667	599	11%	667	826
Gross Profit	194	169	15%	194	233
Operating Profit	141	120	17%	141	162
Profit for The Period*	114	94	20%	114	127
Current Assets	530	495	7%	530	517
Total Assets	575	543	6%	575	562
Current Liabilities	123	117	6%	123	117
Total Liabilities	145	141	3%	145	139
Total Equity	430	402	7%	430	423

BRADKE SYNERGIES SDN. BHD. – BRADKE (Subsidiary Company)

- ❑ SMSM owns a 100% stake in Bradke
- ❑ Bradke is the Holding Company which had subsidiaries of which are (i) Manufacturing of filters product & the Company's Supplier for machinery (Filton Industries Sdn Bhd), the Company's sole distributor of filter products in Malaysia & Australia (Powerfil Auto Parts Sdn Bhd, SS Auto Sdn Bhd, Solcrest Pty Ltd)

Financial Highlights	9 Months Ended		Inc/(Decr) %	Compare Q to Y	
	9M 2024 (U)	9M 2023 (U)		9M 2024 (U)	2023 (A)
Net Sales	145	136	6%	145	183
Gross Profit	56	48	17%	56	64
Operating Profit	25	18	34%	25	26
Profit for The Period*	14	10	48%	14	13
Current Assets	106	98	9%	106	97
Total Assets	185	176	5%	185	175
Current Liabilities	35.5	36.2	(2%)	35.5	33
Total Liabilities	59	64	(9%)	59	59
Total Equity	127	112	13%	127	116



SURE FILTER (THAILAND) CO., LTD. – SF THAILAND (Subsidiary Company)

- ❑ SMSM owns a 44% stake in SF Thailand
- ❑ SF Thailand is the Company's sole distributor of filter and radiator products in Thailand

Financial Highlights	9 Months Ended		Inc/(Decr) %	Compare Q to Y	
	9M 2024 (U)	9M 2023 (U)		9M 2024 (U)	2023 (A)
Net Sales	268	232	15%	268	309
Gross Profit	72	68	5%	72	82
Operating Profit	13	10	32%	13	13
Profit for The Period	8	4	105%	8	4
Current Assets	194	182	7%	194	202
Total Assets	413	423	(2%)	413	438
Current Liabilities	117	96	22%	117	154
Total Liabilities	198	216	(8%)	198	231
Total Equity	215	207	4%	215	208

U= Unaudited

Amount in Million Baht Thailand

A= Audited



PT TOKYO RADIATOR SELAMAT SEMPURNA (Associate Company)

- ❑ SMSM owns a 33% stake in TRSS
- ❑ *Joint venture* with Tokyo Radiator Mfg. Co. Ltd

Financial Highlights	9 Months Ended		Inc/(Decr) %	Compare Q to Y	
	9M 2024 (U)	9M 2023 (U)		9M 2024 (U)	2023 (U)
Net Sales	103	138	(25%)	103	184
Gross Profit	24	34	(30%)	24	45
Operating Profit	12	21	(45%)	12	28
Profit for The Period	11	18	(38%)	11	24
Current Assets	138	139	(1%)	138	135
Total Assets	172	166	4%	172	165
Current Liabilities	26	29	(12%)	26	20
Total Liabilities	45	47	(4%)	45	40
Total Equity	127	119	7%	127	125

- ❑ SMSM owns a 7.80% stake in POSCO IJPC
- ❑ *Joint venture* with POSCO Holdings Inc. and POSCO International Corporation

Financial Highlights	9 Months Ended		Inc/(Decr) %	Compare Q to Y	
	9M 2024 (U)	9M 2023 (U)		9M 2024 (U)	2023 (A)
Net Sales	191	207	(8%)	191	269
Gross Profit	8	9	(15%)	8	10
Operating Profit	4	5	(25%)	4	5
Profit for The Period	1	2	(23%)	1	1
Current Assets	139	135	2%	139	132
Total Assets	167	166	1%	167	166
Current Liabilities	115	114	1%	115	116
Total Liabilities	116	115	1%	116	116
Total Equity	51	51	1%	51	50

U= Unaudited

Amount in Million USD

A= Audited

ACHIEVEMENT 2024

Month	Achievement
February	PT Panata Jaya Mandiri (subsidiary of PT Selamat Sempurna Tbk) has been awarded with “The Best OES Delivery Performance in 2023” by PT Isuzu Astra Motor Indonesia.
March	“The Best Quality Performance FY 2023” from PT Yanmar Diesel Indonesia.
April	“The Best Contribution 4W” from PT Suzuki Indomobil Sales.
	“The Best Six Investortrust Companies 2024” by Investortrust.id.
May	“The Good Delivery Supplier” & “The Good Quality Supplier” from PT Mitsubishi Kramayudha Motors and Manufacturing.
June	The 2024 Bisnis Indonesia Award (BIA) “Agility in Uncertainty” as the Best Listed Company in Automotive and Components Sector.



🔍 Sakura Filter Indonesia



Thank You

Visit us at www.smsm.co.id

Follow us at  @sakurafilter.indonesia

Disclaimer:

This presentation has been prepared by PT Selamat Sempurna Tbk independently and is circulated for the purpose of general information only. It is not intended for the specific person who may receive this presentation. The information in this presentation has been obtained from sources which we deem reliable. No warranty (expressed or implied) is made as to the accuracy or completeness of the information. All opinions and estimations included in this presentation constitute our judgment as of this date and are subject to change without prior notice. We disclaim any responsibility or liability whatsoever arising which may be brought or suffered by any person as a result of acting in reliance upon the whole or any part of the contents of this report and neither PT Selamat Sempurna Tbk and/or its affiliated companies and/or their respective employees and/or agents accepts liability for any errors, omissions, negligent or otherwise, in this report and any inaccuracy herein or omission here from which might otherwise arise.

Cautionary note on forward-looking statements:

This presentation may contain statements regarding the business of PT Selamat Sempurna Tbk ("The Company") and its subsidiaries that are of a forward-looking nature and are therefore based on management's assumptions about future developments. Forward-looking statements involve certain risks and uncertainties because they relate to future events. Actual results may vary materially from those targeted, expected or projected due to several factors. Potential risks and uncertainties includes such factors as general economic conditions, foreign exchange fluctuations, interest rate changes, commodity price fluctuations and regulatory developments. The reader and/or listener is cautioned to not unduly rely on these forward-looking statements. We do not undertake any duty to publish any update or revision of any forward-looking statements.